

SUMMER
HOLIDAY

ART WORKSHOPS FOR KIDS & ADULTS

JANUARY 2010



Still @ the centre

6685 5808

www.the-centre.com.au

3 Centennial Circuit

Arts & Industry Park – Byron Bay



KIDS' ART WORKSHOPS

Friday 8 January

Block printing on your own calico bag


Arts tutor **Katie Alleva** will help children create their own unique design using block & other print techniques to decorate a calico bag. They can use their bag for the rest of the holidays as a beach bag or for their very own shopping – helping to further reduce plastic bag use.



Tuesday 12 January

reuse, reduce, recycle for ART

Sculptor **Lynne Adams** will share her beautiful and creative way of addressing a global problem - making fun and art of the serious issues of consumerism and waste. With Lynne's guidance, the children will create painted flowers, hand cut from PET drink bottles, to take home their very own recycled mini sculpture garden.



Thursday 14 January

Eco Collage

A fun morning workshop with artist and tutor **Katie Alleva** combining all sorts of recycled materials (paper, fabric, lace, buttons etc) to create colourful collages on mini canvases that will be ready for hanging as soon as they go home.



Friday 15 January

Creative Clay Masks


In this workshop, ceramic sculptor **Marie-France Boisseneault** and the children will be playing with and fantasizing about the human form, animal forms and faces or their own expressions. From this foundation, the children will be making decorative mask artworks with clay.



Tuesday 19 January

A few of my favourite things


3 hours of mixed media art play with artist **Turiya Bruce** to celebrate the wonderful people, family, friends, pets, toys, things and memories that we love in our life. Creating a piece of art that weaves all these feelings and images together! FUN!



Thursday 21 January

Art after the Masters: Picasso portraits

Learn about one of the most dynamic of the 20th century masters, Pablo Picasso, and his cubist style of painting. Artist **Sharon Muir** will show children how to mix colours on a palette to get a range of colours and have fun painting their very own Picasso style portrait in oil pastels and gouache to take home.



Friday 22 January

Creative Clay Animals

Ceramic sculptor **Marie-France Boisseneault** will help children sketch their favorite animals. Marie-France will then show the kids how to develop their sketches into small sculpture pieces, ready to paint and take home.



All workshops \$35 incl \$5 materials.

All workshops run 10am to 1pm.

Bookings essential – 6685 5808.

Kids are asked to bring a snack with them and to wear clothes that you don't mind them getting a little dirty.

On Thursdays & Fridays, we can arrange to walk kids over to join Circus Arts for lunch, a movie and afternoon circus workshop (please book separately with Circus Arts on 6685 6566 – www.circusarts.com.au)



STILL@THE CENTRE ART WORKSHOPS

Monday 11 January Painting My Byron

Whether you are a visitor or a resident, no doubt the magic of the region will have left its mark. Join artist **Bernadette Curtin** to bring into focus whatever you love about Byron – an umbrella, footprints in the sand, a hill-top view, bodies on the beach, a pied oystercatcher or a plate of luscious food. All can be turned into a colourful art piece.

Bring photos or sketches of somewhere or something local.

One canvas will be provided along with a range of student acrylic paints to share and/or bring your own materials.

www.bernadettecurtin.com



Monday 18 January The Process of Abstraction

Start the day by observing and sketching some natural and fabricated objects in the studio. Then with guidance from your tutor, artist **Bernadette Curtin**, explore different ways of simplifying shapes in order to create a dynamic composition.

Finally have fun with different painting techniques to develop interesting surfaces and textures on the canvas.

Bring a favourite or found object with you.

One canvas will be provided along with a range of student acrylic paints and/or bring your own materials.

www.bernadettecurtin.com

Wednesday 13 January Impressionist Watercolour

Transparent watercolour has its own magic, from ethereal to dramatic. In this workshop with artist **Ri Fraser**, you will learn and practice good basic techniques and put them into practice in subjects like impressionist landscapes and themed abstracts. There will be lots of painting demonstration through the day.

Recommended materials 300gsm Bockingford watercolour paper, watercolour brushes & tubes of watercolour paint (lemon yellow, cadmium yellow, permanent rose, cadmium red, prussian blue, ultramarine blue). Some paint will be available to share.

www.rifraser.com



Wednesday 20 January The Art of Paper Marbling

Discover the ancient art of paper marbling with artist & screen printer, **Anne Leon**. Dating back to at least 1000 AD marbled paper was produced in Japan by a method known as suminigashi, or “a pattern formed by floating ink,” which aptly describes the nature of the process. Marbled paper is created by floating colors on the surface of water, working the colors into patterns, and then transferring the pigments onto a sheet of paper to produce some most beautiful and unique results. All materials provided.

Demystifying Digital Photography

a weekend workshop
16 & 17 January
with
Jules Ober

‘How can I get the results I want from my digital camera?’

This weekend workshop will be of great benefit to anyone who loves photography but finds the digital process daunting. You will leave the weekend with a new found confidence in getting the best from your camera and computer, and a beautiful print of your own work.

Course notes will be supplied, and a print is included in the course fee.

BYO digital camera + optional laptop

Day 1 (9am–1pm & 4pm–8pm)

Too many buttons? Why shoot RAW?

Afternoon on location

Day 2 (9.30am–5.30pm)

An introduction to Lightroom.

Editing the shoot

Print your favorite image



photographer website:
www.julesober.net

Cost of the 2 day workshop – \$ 290 incl print and lunch each day

The Six Secrets of Creativity

a weekend workshop
30 & 31 January
with
Zom Osborne

Over the weekend, Zom will share her six secrets of creativity, each building upon the one before. Every secret has a strength that is developed when you live it. Six strengths are needed for creativity – qualities like trust, intuition, courage & playfulness. Once you know a secret it not only helps to open your creativity, it also develops one of these necessary companion qualities.

“*The Six Secrets of Creativity* is the workshop that I wish I could have attended in my early years of being an artist. It takes you on the journey of creativity. It isn’t about skills like drawing or painting, it is about the actual process of creativity and how to access it.”

It will be a lot of fun and no experience is necessary.

Cost of the 2 day workshop – \$ 220 incl lunch each day



Creativity and workshop blog:
<http://pinchmetoseeifyouaredreaming.blogspot.com>

artist website: www.zomosborne.com

All workshops \$125 incl vegetarian lunch (please advise special needs) & basic art materials (other materials noted above). All workshops run 10am to 5pm.

Bookings + 50% deposit essential – 6685 5808. (Limited student numbers – 4 students needed to ensure workshop will run.)

The centre also has an art supply shop so additional materials can be bought during the workshops.